

















# Art Curriculum

To equip children with the knowledge, skills and opportunities to experiment, invent and contribute to the culture and creativity of the world.

INTENT		IMPLEMENTATION		IMPACT	
 <p>Alignment to National Curriculum</p>	<p>The scheme supports pupils to meet the national curriculum end of key stage attainment targets and has been written to fully cover the National Society for Education in Art &amp; Design's progression competencies. The scheme has been written by experts in their field and designed to give pupils every opportunity to develop their artistic ability, nurture their talents and interests, express their thoughts and ideas about the world and learn about art and artists across cultures and through history.</p>	 <p>Pedagogical Approaches</p>	<p>Each unit is fully scaffolded to support age appropriate sequenced learning. Lessons are always practical in nature and encourage experimental and exploratory learning with pupils using sketchbooks to document their ideas.</p>	 <p>Approach to Assessment</p>	<p>The approach to assessment is less formal than in core subject disciplines. In Art, there is ongoing teacher assessment as well as an end of unit quiz. Children are encouraged to self-reflect and annotate their work.</p>
 <p>Sequencing and end points</p>	<p>Units of lessons are sequential allowing children to build their skills and knowledge, applying them to a range of outcomes. The formal elements, a key part of the national curriculum are woven throughout the units. Key skills are revisited with increasing complexity in a spiral curriculum model. This allows pupils to revise and build on previous learning.</p>	 <p>Teacher's Expert Knowledge</p>	<p>Within each unit teachers are provided with multiple videos to develop their subject knowledge and support ongoing CPD. Each lesson has a video for pupils in which art techniques are modelled by experts to ensure the delivery of Art is to the highest quality.</p>	 <p>Performance Data</p>	<p>There is no published data for Art at primary school. Teachers assess pupils work in Art against the expected standard and this is reported to parents on their child's end of year report.</p>

 <p>Communication Aims</p>	<p>Within all lessons children are given the opportunity to discuss their thoughts and ideas in whole class discussion and paired talk. By taking part in regular discussions and decision-making process pupils will not only know facts and key information about art, but talk confidently about their own learning journey.</p>	 <p>Promoting Discussion and Understanding</p>	<p>Within each lesson plan key questions have been developed in order to promote discussion and check for understanding throughout the lesson.</p>	 <p>Pupil's Work</p>	<p>The expected impact is for our pupils to produce creative work, exploring and recording their ideas and experiences in sketchbooks. To become proficient in drawing, painting, sculpture and other craft &amp; design techniques. To know and talk about the work of great artists and the historical and cultural impact of their art. To evaluate and analyse creative works using subject specific language.</p>
 <p>Addressing Social Disadvantage</p>	<p>All of our Art lessons involve whole class teaching. Pupils work in mixed ability groups in order to promote high quality dialogue and progress of all pupils within each lesson. We understand that for many of our children being able to express themselves in art can build their confidence in other areas of the curriculum. As well as the role it can play in children's mental health &amp; well-being.</p>	 <p>Knowing More and Remembering More</p>	<p>Knowledge organisers for each unit support pupils by providing a highly visual record of the key knowledge and techniques learned, encouraging recall of skills processes, key facts and vocabulary.</p>	 <p>Monitoring and Evaluation</p>	<p>Monitoring and evaluation is completed through pupil voice and book looks. The Art curriculum leader talks to pupils in all year groups as part of the monitoring cycle to gauge their attitudes towards the Art curriculum, to determine whether they know more and remember more from each year group.</p>
 <p>Local Context</p>	<p>In addition to the Art topics within the curriculum, Year 5 take part in the annual Dot Art competition. Their artwork is published online and the winner displayed at the Walker Art Gallery as part of an exhibition. Each year our school make Remembrance Day poppy sculptures which are displayed at St Luke's church. During local trips the children will always make links to their Art. For example, Liverpool architecture, 'Another Place'</p>	 <p>Teacher Assessment</p>	<p>Art and design is formatively assessed throughout lessons. Evidence of their work is recorded in sketch books and final pieces of produced artwork. Mini knowledge quizzes are also used to demonstrate their knowledge and understanding of the techniques they have learnt and the artists they have been studying.</p>	 <p>Actions</p>	<p>We will continue to provide extra curricular opportunities in art each term so that each year group can take part across the year. Establish links with local secondary schools.</p>

	by Antony Gormely, art in nature local parks.				
 <p data-bbox="203 592 344 616">Enrichment</p>	<p data-bbox="586 253 2018 424">We have a number of celebration days across the year in which we have a whole school Art focus. Throughout the year pupils have the opportunity to attend Art Club which is an after school extra-curricular activity. Each year a class has the opportunity to work with a local artist, this is usually a workshop that takes place across a whole day. Children have the opportunity to take part in school and local Art competitions. During class trips the teachers will often make links to the art curriculum so that the children can add to their sketchbook.</p>				